

Standardize Your Research Data with the NIH Common Data Elements Repository


October 4, 2022

National Library of Medicine



National Library of Medicine
Network of the National Library of Medicine

CDEs and the NLM



- CDEs:
 - Make data interoperable and support FAIR principles
 - Support the NLM Strategic Plan for 2017-2027 and NIH Strategic Plan for Data Science



Agenda



Defining CDEs and the CDE-R



Preparing to search



Locating CDEs in the CDE-R



Saving CDEs for later



How to get help



You & CDEs: Part 1

- Your title/role
- Your organization



You & CDEs: Part 2

What is your comfort level with using CDEs? Enter the letter in the chat that corresponds to your answer.

- A. Very comfortable! I use them all the time.
- B. Kind of comfortable. I've used them before, but it was a challenge
- C. Somewhat uncomfortable. I've attempted to use them but it wasn't successful.
- D. I know what CDEs are, but I've never used them
- E. I don't even know what CDEs are!



Participant Organization

Sample Original Responses	Standard Responses
National Library of Medicine	NLM
NHLBI	NHLBI
AHRQ	AHRQ
National Cancer Institute (NCI)	NCI
Nat. Instit. Of Drug Abuse	NIDA
NLM	NLM
NEI (National Eye Institute)	NEI



Comfort Level with CDEs

Data Set 1

Response	# of Participants
A	6
B	10
C	12
D	5
E	9

Data Set 2

Free Text Responses	Participants
Pretty comfortable	Participant 1
I know what CDEs are but that's about it	Participant 2
I've used them a lot	Participant 3
I'd say my comfortable level depends on what I'm looking for...	Participant 4
I know a bit but I have a lot of questions; for example...	Participant 5



Common Data Elements Definition

Common Data Elements (CDEs) are standardized, precisely defined questions paired with a set of specific allowable responses, used systematically across different sites, studies, or clinical trials to ensure consistent data collection.



Example: Usual Place of Health Care Type

Standardized precisely defined question:

Is there a place that you USUALLY go to when you are sick or need advice about your health? Select all that apply.

Specific allowable responses:

- A doctor's office or community health center
- Walk-in clinic, urgent care center, or retail clinic in a pharmacy or grocery store
- Emergency room
- A VA Medical Center or VA outpatient clinic
- Some other place
- There is NO place
- Don't know
- Refused/Not reported
- Unknown



Example: Date of Chest Examination

Standardized precisely defined question:

What was the date of the imaging examination?

Specific allowable responses:


- Date



Use CDEs to . . .



SAVE RESOURCES

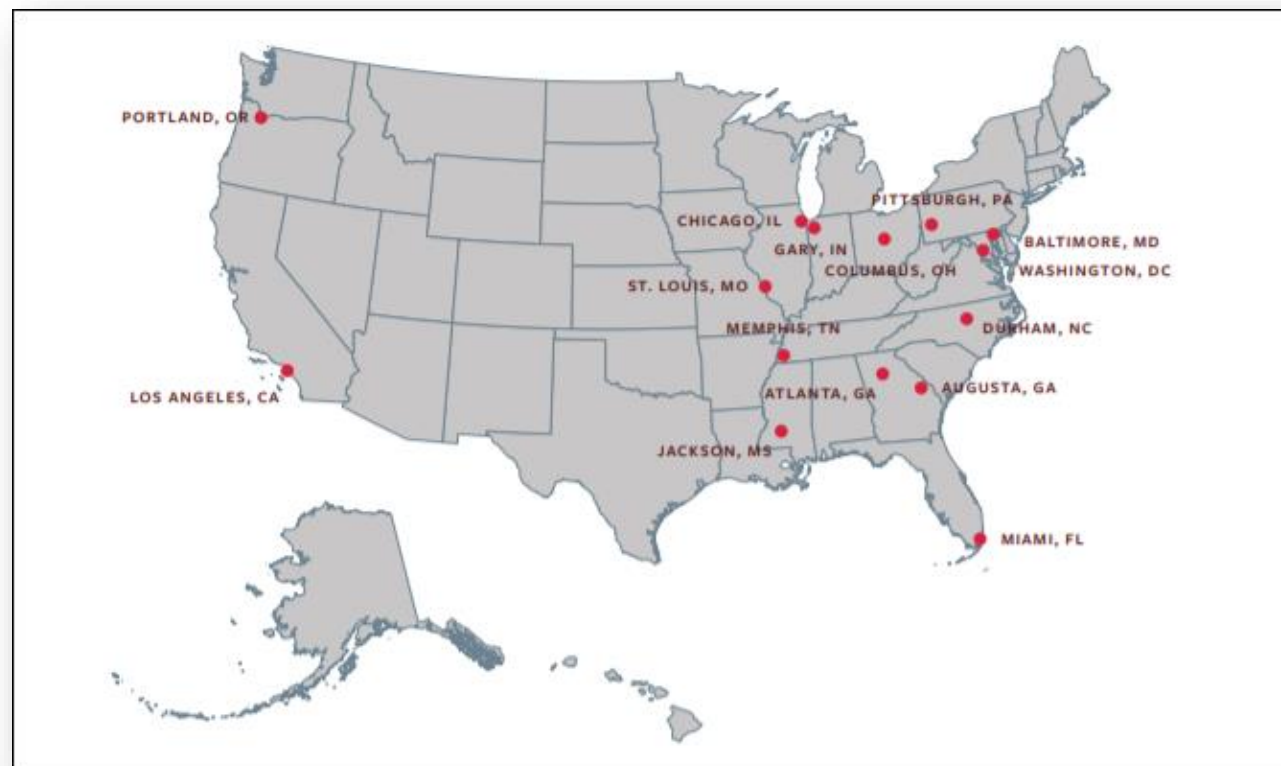


ADVANCE SCIENCE



FOLLOW POLICIES

CDEs at the NHLBI



The NIH CDE Repository (CDE-R)



NIH-Endorsed CDEs Criteria

- Clear definition of variable, measure with prompt and response
- Documented evidence of reliability and validity
- Human- and machine-readable format preferred
- Recommended/designated by a recognized NIH body (IC, committee, etc)
- Licensing and IP status clear (prefer CC-by or open source)



Endorsed CDE Icon



Forms Definition

A Form is a set of questions or variables with specified sets of allowable responses that are used as a set for particular research or clinical reasons.



Example: Audit-C Questionnaire

1. How often do you have a drink containing alcohol?

- Two to Three Instance Per Week
- Two to Four Instance Per Month
- Four or Greater Instance Per Week
- Monthly or less
- Never

2. How many standard drinks containing alcohol do you have on a typical day?

- 1 or 2
- 10 or more
- 3 to 4
- 5 to 6
- 7 to 9

3. How often do you have six or more drinks on one occasion?

- Two To Three Instance Per Week
- Two to Four Instance Per Month
- Four or Greater Instance Per Week
- Less Than Monthly
- Monthly
- Daily
- Never
- Weekly



Example: BRICS Social Determinants of Health

- 63 total CDEs
- Includes CDEs from other Forms, like AUDIT-C Questionnaire



Check Your Understanding



Exercise #1

- Search within the NIH-Endorsed collection for a CDE that collects employment status of the respondent
- Raise your hand when you've found it
- Put in the chat one of the permissible values for this CDE



Exercise #2

- Locate the Clinical Decision Support for Substance Abuse form from NIDA
- How many questions does it include? Tell me in the chat.

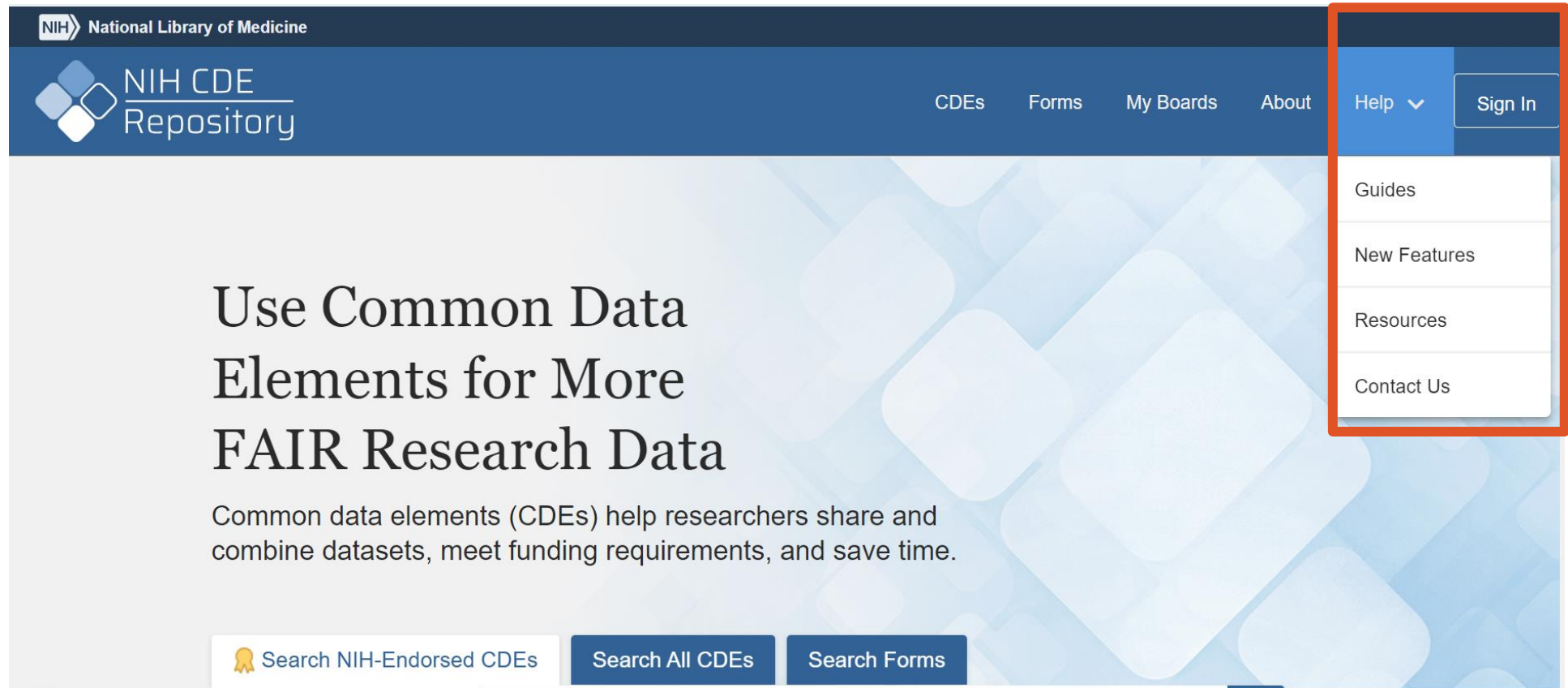


Exercise #3: Browsing CDEs

- What is the name of one NEI CDE collection that you can browse in the Repository?
Tell me in the chat.



How to Get Help



The screenshot shows the NIH CDE Repository website. The top navigation bar includes the NIH logo, the text "National Library of Medicine", and the "NIH CDE Repository" logo. Navigation links for "CDEs", "Forms", "My Boards", and "About" are present. A "Help" dropdown menu is open, showing options for "Guides", "New Features", "Resources", and "Contact Us". A "Sign In" button is also visible. The main content area features a large heading: "Use Common Data Elements for More FAIR Research Data". Below this heading is a paragraph: "Common data elements (CDEs) help researchers share and combine datasets, meet funding requirements, and save time." At the bottom of the page, there are three search buttons: "Search NIH-Endorsed CDEs", "Search All CDEs", and "Search Forms".

NIH National Library of Medicine

NIH CDE Repository

CDEs Forms My Boards About

Help Sign In

Guides

New Features

Resources

Contact Us

Use Common Data Elements for More FAIR Research Data

Common data elements (CDEs) help researchers share and combine datasets, meet funding requirements, and save time.

Search NIH-Endorsed CDEs Search All CDEs Search Forms

